



SCC(19)-600166-STANDARD

## TEST REPORT

For

**Shandong Minolta Fitness Equipment Co.,Ltd**

**Product Name: MND Strength Series**

**Model: MND-01, MND-02, MND-03, MND-04, MND-05, MND-06,  
MND-07, MND-08, MND-09, MND-10, MND-11, MND-12,  
MND-13, MND-14, MND-15, MND-16, MND-17, MND-18,  
MND-19, MND-20, MND-21, MND-22, MND-23, MND-24,  
MND-25, MND-26, MND-27, MND-28, MND-29, MND-30,  
MND-31, MND-32, MND-33, MND-34, MND-35, MND-36,  
MND-37, MND-38, MND-39, MND-40, MND-41, MND-42,  
MND-43, MND-44, MND-45, MND-46, MND-47, MND-48,  
MND-49, MND-50**

**Prepared For :** Shandong Minolta Fitness Equipment Co.,Ltd  
Huangshan Road, Development Zone, Ningjin County, Dezhou City,  
Shandong Province, China

**Prepared By :** China Ceprei (Sichuan) Laboratory  
No.45 Wenming Dong Road Longquanyi District, Chengdu,  
Sichuan



**Report Number: SCC(19)-600166-STANDARD**

**Date of Test: Apr.01, 2019**

**Date of Report: Apr.08, 2019**



SCC(19)-600166-STANDARD

## TEST REPORT DECLARATION


Applicant : Shandong Minolta Fitness Equipment Co.,Ltd  
Address : Huangshan Road, Development Zone, Ningjin County, Dezhou City, Shandong Province, China  
Manufacturer : Shandong Minolta Fitness Equipment Co.,Ltd  
Address : Huangshan Road, Development Zone, Ningjin County, Dezhou City, Shandong Province, China  
EUT Description : MND Strength Series  
Model No. : MND-01  
Technical Data : AC 110-240V  
Remark : N/A


Test Procedure Used:  
EN 20957-1:2013  
EN 957-2:2003


The results of this test report are only valid for the mentioned equipment under test. The test report with all its sub-reports, e.g. tables, photographs and drawings, is copyrighted. Unauthorized utilization, especially without permission of the test laboratory, is not allowed and punishable. For copying parts of the test report, a written permission by the test laboratory is needed.

The test results of this report relate only to the tested sample identified in this report.

Date of Test : Apr.01, 2019

Prepared by :   
(Jack)

Checked by :   
(Gina)

Approved by :   
(Johnson)



EN ISO 20957-1:2013			
Clause	Requirement	Remark	Verdict
1	Scope	-	
	<p>This part of ISO 20957 specifies general safety requirements and test methods for stationary training equipment unless modified in the other parts of this International Standard. This part of ISO 20957 also covers environmental aspects.</p> <p>It also specifies a classification system .</p> <p>This part of ISO 20957 is applicable to all stationary training equipment as defined in 3.1. This includes equipment for use in training areas of organizations such as sport associations, educational establishments, hotels, sport halls, clubs, rehabilitation centres and studios (classes S and I) where access and control is specifically regulated by the owner (person who has the legal responsibility),equipment for domestic use (class H) and other types of equipment including motor driven equipment as defined in 3.1.</p> <p>The requirements of a specific part of ISO 20957 take priority over the corresponding requirements of this general standard.</p> <p>If the intended use of the stationary training equipment is for children under 14 years other standards are applicable unless such stationary training equipment is intended for educational purposes in schools and other pedagogical contexts for children under the surveillance of a qualified adult instructor.</p> <p>This part of ISO 20957 does not apply to stationary training equipment intended for outdoor use without supervision e.g. freely accessible.</p>	This machine is within this scope.	P
2	Normative references	-	-
3	Terms and definitions	-	-
3.1	stationary training equipment	-	P
	<p>equipment that is not moved as a unit during use and either stands freely on the floor or is attached to a floor, wall, ceiling or other fixed structure</p> <p>Note 1 to entry: Stationary training equipment can be used for example for the following:</p> <ul style="list-style-type: none"> <li>a) body building or body styling;</li> <li>b) health/fitness training;</li> <li>c) physical education;</li> <li>d) training specific to competition and related sports</li> </ul>		P

EN ISO 20957-1:2013			
Clause	Requirement	Remark	Verdict
	activities; e) preventive treatment and rehabilitation.		
3.2	training area		-
	area occupied by the user and the equipment while exercising over the full range of movement		P
3.3	safe operational area		-
	area in which no third party has access to dangerous parts of the equipment when in use		P
3.4	range of movement		-
	space in which the user or part of the equipment is moving according to the instructions given in the user's manual		P
4	Classification		-
4.1	General		-
	Equipment shall be classified in accordance with accuracy and usage classes as described in 4.2 to 4.3. If the intended use of the equipment is for more than one usage class it shall fulfil the requirements of each class.		P
4.2	Accuracy classes		-
	Accuracy classes only apply to equipment which display training data. Class A: high accuracy. Class B: medium accuracy. Class C: low accuracy.		P
4.3	Usage classes		-
4.3.1	Class S (Studio): professional and/or commercial use.		P
4.3.2	Class H (Home): domestic use.		N
4.3.3	Class I: professional and/or commercial use provided for inclusive use for people with special needs (e.g. visual, hearing, physical or learning disabilities). Such equipment shall also be in compliance with class S requirements (see 4.3.1).		P
5	Safety requirements		P
5.1	General		P
	If any of the following safety requirements are applicable, the equipment shall meet the requirements using the test methods described in Clause 6.		P
5.2	Stability of equipment		P
	The stationary training equipment shall be stable in any direction, in training, folding and storage positions. The test shall be in accordance with 6.2.		P

EN ISO 20957-1:2013			
Clause	Requirement	Remark	Verdict
5.3	External construction		-
5.3.1	Edges and corners		N
	All edges and corners of surfaces supporting bodies shall have a radius $r \geq 2,5$ mm. All other edges of components which are accessible to the user or to third parties shall be free of burrs, rounded or protected.		N
5.3.2	Tube ends		N
	When tested , accessible tube ends shall be closed off, e.g. by parts of the equipment or by plugs. If plugs are used, they shall remain in position at the end of the endurance load test, as described in the relevant parts of the applicable specific standards. If no endurance test is described in a specific standard the pullout force of the plug shall be $\geq 20$ N.		N
5.3.3	Squeeze and shear points within the accessible hand and foot area		P
	Squeeze and shear points between moving parts, between moving parts and fixed parts, or between a moving part and the floor shall be guarded or shall have a minimum clearance of at least 60 mm, except as follows: a) if only the fingers are at risk, the dimension shall be at least 25 mm; b) if third party access is prevented by the user's body position, and where the user is able to immediately stop the movement, the distance shall be at least 25 mm; c) if the angle between two adjacent moving parts or between a rigid part and an adjacent moving part is always 50 degrees or greater, it is not considered a shear point; d) open and obvious stops are excluded; however, if the stop is the part which is moving, then it shall pass no closer than 25 mm from any fixed frame member throughout its range of movement. All products shall fulfil the above requirements during use. For foldable products during folding or unfolding, the above requirements are waived if the following three requirements are simultaneously met: — inadvertent movement is not possible during folding, unfolding, transportation and/or storage; — access to squeeze and shear points remain at all times		P

EN ISO 20957-1:2013			
Clause	Requirement	Remark	Verdict
	in the user's field of vision; — the user can stop the motion at any time.		
5.3.4	Squeeze and shear points as well as rotating and reciprocating points in the accessible hand and foot area		-
	The distance between movable parts or between a movable and a fixed part shall be at least 60 mm except as follows: a) if only fingers are at risk, the dimension shall not be less than 25 mm; b) if the distance between the moving part and fixed part, or between two moving parts, does not change during use or setup, the distance shall be greater than 25 mm or less than 9,5 mm; c) open and obvious stops are excluded. However, if the stop is the part which is moving, then it shall pass no closer than 25 mm to any fixed frame member throughout its range of movement.		N
5.3.5	Weights and resistant means		-
	The range of motion of all weights attached to the stationary training equipment shall be limited to that required to perform the exercise. Weights and resistant means with stored energies (e.g. bungee cords, elastic tubes, mechanical springs) shall move freely and return to the starting point. Weights shall be securely retained during use.		N
5.4	Entrapment of the user		-
	The possibility of users not being able to exit the equipment when using it according to the user's manual shall be avoided (e.g. providing assisted means of escape).		P
5.5	Adjustment components and locking mechanisms		-
	Adjustment components and locking mechanisms on the stationary training equipment shall function securely, be conspicuous, self-evident and safely accessible to the user. The possibility of unintended change shall be eliminated. Adjustment components and locking mechanisms e.g. knobs and levers shall not interfere with the user's range of movement. Weight selection pins shall be fitted with a retention device to prevent unintended change or movement during the exercise.		N
5.6	Ropes, belts, chains and attachment components		N
5.6.1	General		N

EN ISO 20957-1:2013			
Clause	Requirement	Remark	Verdict
	Ropes, belts, chains and their attachment components (e.g. snap links, shackles, carabineers, clamps or similar) shall have a safety factor against breakage of 6 times the maximum possible tension that can be developed. The design of the pulleys and the bending radius shall be in accordance with the applicable requirements of the rope, belt or chain manufacturers. Ropes, belts, chains and their attachment components shall not break and function as described in the user's manual.		N
5.6.2	Ropes and belts		P
	Rope and belt ends shall be, as a minimum, flush with the end of the termination means and shall be visible for inspection. Pressed connections shall not be subjected to bending. Rope and belt ends and grips shall have no sharp edges or frayed ends.		P
5.6.3	Rope and belt guides		P
	A means shall be provided to prevent a rope or a belt becoming unintentionally disengaged during use or set-up.		P
5.7	Loading		P
5.7.1	Intrinsic loading		P
	Each piece of equipment loaded with the user's bodymass shall withstand a force $F$ of 2,5 times the bodymass. After the test the equipment shall not be broken and shall still function as intended by the manufacturer.		P
5.7.2	Extrinsic loading		P
	When tested and loaded with the user's bodymass and/or reaction forces or moments of the user as well as other forces or moments caused by any other source (e.g. additional weights supported by a stand), each piece of equipment shall withstand a load $F$ according to Formula (1): $F = [Gk + 1,5 G] \cdot 2,5 \cdot 9,81\text{m/s}^2 \quad (1)$ where $F$ is the load in newton; $G$ is the maximum load in kilograms indicated by the manufacturer ; $Gk$ is the load in kilograms applied by the bodymass to the support being tested; 1,5 is the dynamic factor; 2,5 is the safety factor.		P

EN ISO 20957-1:2013			
Clause	Requirement	Remark	Verdict
	After the test the equipment shall not be broken and shall still function as intended by the manufacturer.		
5.8	Care and maintenance		P
	Care and, if applicable, maintenance advice shall be provided with each piece of equipment. The advice shall include at least: a) a warning notice to the effect that the safety level of the equipment can be maintained only if it is examined regularly for damage and wear, e.g. ropes, pulleys, connection points; b) an advice to replace defective components immediately and/or keep the equipment out of use until repair; c) special attention to components most susceptible to wear.		P
5.9	Assembly instructions		P
	If the stationary training equipment requires assembly, then a manual shall be supplied (in the national language), giving clear and accurate assembly instructions relating to the stationary training equipment and with an emphasis on safe assembly. If the stationary training equipment requires assembly, then a list of tools needed shall be provided. If the stationary training equipment requires assembly, then a comprehensive parts list shall be supplied, including identifying part numbers. The manufacturer shall indicate the total mass and the total surface area (e.g. foot print) of equipment. When stationary training equipment is attached/anchored, e.g. to a wall or the floor, assembly instructions including the attaching/anchoring operations shall be provided. The manufacturer shall provide the minimum value (force) each attachment shall support.		P
6	General instructions for use		P
	Each item of stationary training equipment shall be accompanied by a user's manual, in the national language including at least the following information. a) Customer service address. b) Full address of the manufacturer or importer. c) Indication of field of application (e.g. indoor use, explanation of the usage class). d) Indication that the free area shall be not less than 0,6	Shandong Minolta Fitness Equipment Co.,Ltd  HuangshanRoad , Development Zong, Ningjin County, Dezhou City,	P



**EN ISO 20957-1:2013**

Clause	Requirement	Remark	Verdict
	<p>m greater than the training area in the directions from which the equipment is accessed. The free area must also include the area for emergency dismount. Where equipment is positioned adjacent to each other the value of the free area may be shared. The free area and training area shall be illustrated with a dedicated figure.</p> <p>e) Information on the correct use of the equipment and its features with the emphasis on safe operation, and the importance of keeping unsupervised children away from the equipment.</p> <p>f) Exercise instructions with advice with regard to correct biomechanical positioning of the user on the stationary training equipment. A warning indicating that injuries to health may result from incorrect or excessive training. Instructions shall be given in respect of every major exercise type for which the equipment is designed.</p> <p>g) Texts concerning difficult or complicated manoeuvres shall be accompanied by illustrations.</p> <p>h) Instruction on how to safely use access and escape assist means.</p> <p>i) Design illustration.</p> <p>j) Warning that if any of the adjustment devices are left projecting, they could interfere with the user's movement.</p> <p>k) Warning that free standing equipment shall be installed on a stable and levelled base.</p> <p>l) Setting of the load and equipment further adjustments (e.g. seat adjustments).</p> <p>m) Indication of the maximum user body mass.</p> <p>n) Indication of the maximum training mass, if applicable.</p> <p>o) Explanation of the displayed data, if applicable.</p> <p>p) If the heart rate is displayed, a warning with the following content shall be given: "WARNING! Heart rate monitoring systems may be inaccurate. Over exercising may result in serious injury or death. If you feel faint stop exercising immediately".</p>	<p>Shandong Province, China.</p>	

## **ANNEX: Technical Informations**

### **(1)Product Photos**

